
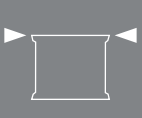

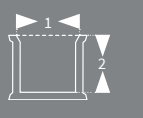


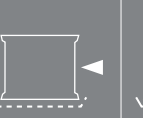



# Estate Square Planters




Texture Detail



		dimensions				volume capacity	planter ref.#	saucer ref.#
								
A	Estate 24" x 24" Square Planter	24.00 in 61,0 cm	24.00 in 61,0 cm	20.00 / 14.17 in 50,8 / 36,0 cm	21.75 in 55,2 cm	17.25 gal 65,3 l	A0337XX	N/A
B	Estate 36" x 36" Square Planter	36.50 92,7	36.50 92,7	29.75 / 22.44 75,6 / 57,0	33.60 85,3	58.00 219,6	A0383XX	N/A

**Casters:**



Recessed Caster available. Sold Separately. See page 190.



IN-STOCK QUICK SHIP COLORS



Caviar Black Ref: 94



Alpine White Ref: 00



Mocha Ref: 44



Weathered Terracotta Ref: 34



Slate Ref: 97